



[www.FortressRailing.com](http://www.FortressRailing.com)



## PURE VIEW | FULL GLASS PANEL SIMPLIFIED

- GLASS IS HELD SECURE IN BOTH TOP AND BOTTOM ALUMINUM RAILS WITH A VINYL EXTRUSION
- HIDDEN SPACER PREVENTS DIRT FROM GATHERING INSIDE THE RAIL
- QUICKER, EASIER INSTALLATION WITH "DROP IN" STYLE GLASS PANEL
- MINIMAL RAIL PROFILE FOR UNOBSTRUCTED VIEW
- WORKS WITH WOOD OR FORTRESS™ ALUMINUM POSTS
- PREMIUM POWDER COAT OFFERS LONG TERM, LOW MAINTENANCE, SYSTEM

## FULL GLASS PANEL TOP AND BOTTOM RAILS



68.5" (1740MM)

(Each rail includes (two spacers) to secure glass in place and shield bottom rail channel from the elements. Spacers can be trimmed to adjust width of glass to post spacing.)

### GLOSS BLACK

6' ALUMINUM ITEM# 55111600

### WHITE


6' ALUMINUM ITEM# 55111601

### BLACK SAND

6' ALUMINUM ITEM# 55111608

(Use the PureView Baluster Stair application for Stair installations)

## FULL GLASS PANEL INSERTS



33" x 31.25" (838MM X 793.75MM) - ITEM# 55533319

33" x 36.25" (838MM X 920.75MM) - ITEM# 55533369

33" x 41.25" (838MM X 1047.75MM) - ITEM# 55533419

33" x 46.25" (838MM X 1174.75MM) - ITEM# 55533469

33" x 51.25" (838MM X 1301.75MM) - ITEM# 55533519

33" x 56.25" (838MM X 1428.75MM) - ITEM# 55533569

33" x 61.25" (838MM X 1555.75MM) - ITEM# 55533619

39" x 31.25" (991MM X 793.75MM) - ITEM# 55539319

39" x 36.25" (991MM X 920.75MM) - ITEM# 55539369

39" x 41.25" (991MM X 1047.75MM) - ITEM# 55539419

39" x 46.25" (991MM X 1174.75MM) - ITEM# 55539469

39" x 51.25" (991MM X 1301.75MM) - ITEM# 55539519

39" x 56.25" (991MM X 1428.75MM) - ITEM# 55539569

39" x 61.25" (991MM X 1555.75MM) - ITEM# 55539619

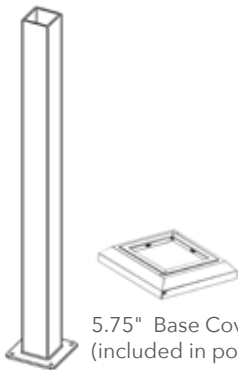
(33" Glass height creates a 34" panel)

(838mm Glass height creates a 864mm panel)

(39" Glass height creates a 40" panel)

(991mm Glass height creates a 1016mm panel)

## POSTS, CAPS & BASE COVERS



5.75" Base Cover  
(included in post box)

### GLOSS BLACK

3" x 39.5" - ITEM# 51339010  
(76MM x 1003MM)

3" x 45.5" - ITEM# 51345010  
(76MM x 1156MM)

### WHITE

3" x 39.5" - ITEM# 51339011  
(76MM x 1003MM)

3" x 45.5" - ITEM# 51345011  
(76MM x 1156MM)

### BLACK SAND

3" x 39.5" - ITEM# 51339018  
(76MM x 1003MM)

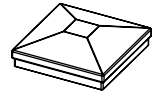
3" x 45.5" - ITEM# 51345018  
(76MM x 1156MM)

### AL<sup>13</sup> 3" FLAT PYRAMID POST CAPS

ITEM# 51500040 GLOSS BLACK

ITEM# 51500041 WHITE

ITEM# 51500048 BLACK SAND

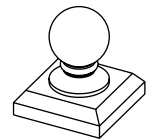


### AL<sup>13</sup> 3" BALL CAPS

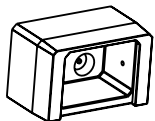
ITEM# 51500060 GLOSS BLACK

ITEM# 51500061 WHITE

ITEM# 51500068 BLACK SAND



## BRACKETS, CLIPS & ACCESSORIES



### AL<sup>13</sup> EVOLVE EXTERNAL BRACKETS (BAG 4)

Used in connection of standard 90 degree angles.

ITEM# 51500210 GLOSS BLACK

ITEM# 51500211 WHITE

ITEM# 51500218 BLACK SAND



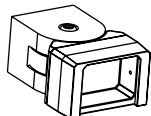
### I-SUPPORT (3.5") (89MM)

Used as extra support underneath panels.

ITEM# 55535000 GLOSS BLACK

ITEM# 55535001 WHITE

ITEM# 55535008 BLACK SAND



### AL<sup>13</sup> EVOLVE ANGLE BRACKETS (BAG 4)

Used in the connection of side to side adjustability applications up to 45 degrees.

ITEM# 51500410 GLOSS BLACK

ITEM# 51500411 WHITE

ITEM# 51500418 BLACK SAND